

## of series HONOR JERMAD - Cone

### DESCRIPTION OF LUMINAIRES:

#### Material:

The body is an aluminium cast with a screw for glazing. It is available in Dekora (mark D) or Norma (mark N) design.

#### Finishing:

powder coated tints of RAL

#### Glazing:

Glazing of luminaires of series **Cone** is made up by two parts - a diffuser and a shade that are made from polyethylen with a high resistance against shocks and outer influences (especially UV emission) and can be **fully recycled**. The lamp can be changed without using tools, glazing is connected with the body by a screw connection.

**Diffuser** is a closed profile that provides a high degree of protection, it is made in o pal finishing.

**Shade** is made in a shape of hemisphere (mark S01) or cone brunt (mark S02) with a wide or narrow edging (mark u).

#### Protection:

IP 65 guarantees perfect inner cleanness of the luminaire necessary for economic running. Thanks to this, it is not necessary to do any inner maintenance of the luminaire.

#### Electro - equipment:

high pressure sodium lamp - HPS 50 - 100 W / E27, E40  
high pressure mercury lamp - MV 80 - 125W / E27  
compact fluorescent - CF 23W / E27  
metal halide lamp - MH 50-100W / E27  
incandescent lamp max. 150W / E27

#### Mounting dispositions:

Both variations of luminaires can be mounted onto a bracket or a body of a pole of ø 60 mm.

#### Recommended use:

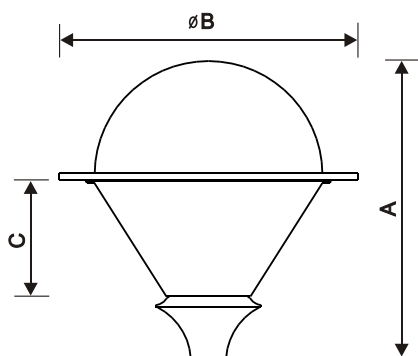
Decorative lighting of streets, parks, pedestrian zones, etc.

#### Lighting - technical proposal:

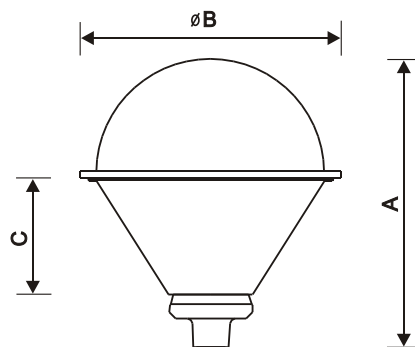
A part of a deliver is a proposal of dislocation of luminaires according to required quality of illumination.



## Exterior luminaires of series HONOR JERMAD - Cone

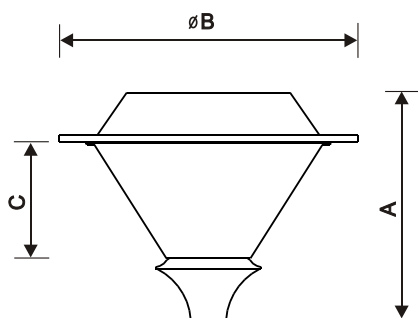


KU 250/S01/D

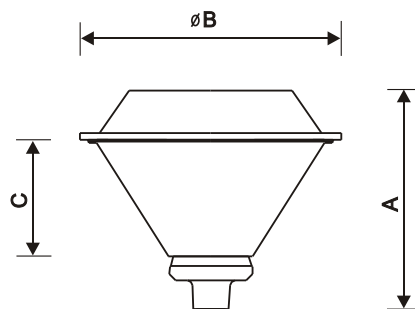


KU 250/S01u/N

Variations			Name	Measurements (mm)			Weight (kg)
Glazing	Body	Shade		A	B	C	
cone KU 250	Dekora	hemisphere S01	KU 250/S01/D	680	630	250	7,1
	Dekora	hemisphere with narrow edging S01u	KU 250/S01u/D	680	550	250	6,7
	Norma	hemisphere S01	KU 250/S01/N	645	630	250	6,0
	Norma	hemisphere with narrow edging S01u	KU 250/S01u/N	645	550	250	5,5



KU 250/S02/D



KU 250/S02u/N

Variations			Name	Measurements (mm)			Weight (kg)
Glazing	Body	Shade		A	B	C	
cone KU 250	Dekora	cone brunt S02	KU 250/S02/D	510	630	250	6,9
	Dekora	cone brunt with narrow edging S02u	KU 250/S02u/D	510	550	250	6,5
	Norma	cone brunt S02	KU 250/S02/N	475	630	250	5,7
	Norma	cone brunt with narrow edging S02u	KU 250/S02u/N	475	550	250	5,3